

**CODE NUMBER**

3782694

**DESCRIPTION**

0.25 gpf, Polished Chrome Finish, Top Spud, Single Flush, Hardwired, Sloan® Exposed Sensor Urinal Flushometer.

**DETAILS**

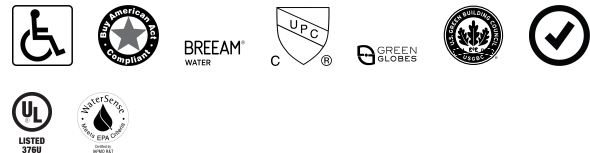
- Flush Volume: 0.25 gpf (0.9 Lpf)
- Finish: Polished Chrome (CP)
- Power Type: Hardwired (HW)
- Valve: Diaphragm
- Valve Body Material: Semi-red Brass
- Fixture Type: Urinal
- Fixture Connection: Top Spud
- Rough-In Dimension: 11 ½" (292mm)
- Spud Coupling: ¾" (19mm)
- Supply Pipe: ¾" (19mm)

**FEATURES**

- PERMEX® High-Efficiency Synthetic Rubber Diaphragm with Linear Filtered Bypass with Vortex Cleansing Action™
- Handle Packing, Main Seat, Stop Seat and Vacuum Breaker Molded from PERMEX® Rubber Compound for Chloramine resistance
- "User in View" Flashing LED
- No External Volume Adjustment to Ensure Water Conservation
- True Mechanical Override Flush Button
- 72-Hour Sentinel Flush
- Sweat Solder Adapter w/Cover Tube and Cast Wall Flange with Set Screw
- 3/4" IPS screwdriver Bak-Chek® angle stop with vandal resistant stop cap



**COMPLIANCES & CERTIFICATIONS**



(ADA Compliant, BAA Compliant, BREEAM Water Credit, cUPC Certified, Green Globes Water Credit, LEED V4 Water Efficiency Credit, Satisfies LEED Credits, UL Certified, WaterSense Listed)

**RECOMMENDED SPECIFICATION**

Valve Body, Cover, Tailpiece and Control Stop shall be in conformance with ASTM Alloy Classification for Semi- Red Brass. Valve shall be in compliance with the applicable sections of ASSE 1037 and ANSI/ASME 112.19.2.

**ELECTRICAL SPECIFICATIONS**

- Transformers:
  - 0345095
  - 0345125

**VALVE OPERATING PRESSURE (FLOWING)**

15–80 PSI (103–552 kPa). Specific fixtures may require greater minimum flowing pressure - consult manufacturer requirements.

**DOWNLOADS**

- [Sloan Exposed Installation Instructions](#)
- [Sloan Exposed \(Spanish\) Installation Instructions](#)
- [EBV-500/550-A Installation Instructions](#)
- [EL-700/750-A Installation Instructions](#)
- [Control Stop Repair and Maintenance Guide](#)
- [Flush Connections Flanges Repair and Maintenance Guide](#)
- [Tail Piece Repair and Maintenance Guide](#)
- [Sloan Flushometer Repair and Maintenance Guide](#)
- [Additional Downloads](#)

**NOTES**

All information contained within this document subject to change without notice.

**Sloan 10500 Seymour Ave, Franklin Park, IL 60131**

Phone: 800.982.5839 • Fax: 800.447.8329 • [sloan.com](http://sloan.com)

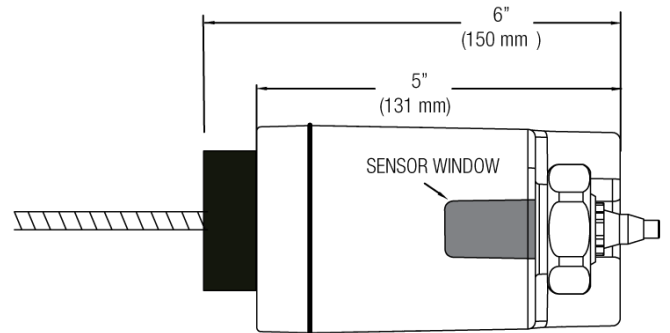
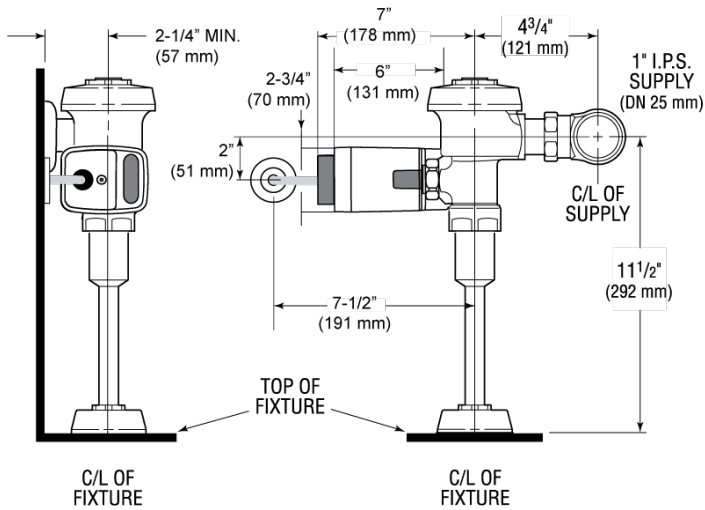
Looking for other variations of the SLOAN 186 SFSM product?  
[View the general spec sheet with all options.](#)

[Find a compatible urinal](#) for this flushometer.

[Find a compatible water closet](#) for this flushometer.

WaterSense compliant when used with a WaterSense compliant fixture

**ROUGH-IN**



**Sloan 10500 Seymour Ave, Franklin Park, IL 60131**

Phone: 800.982.5839 • Fax: 800.447.8329 • [sloan.com](http://sloan.com)